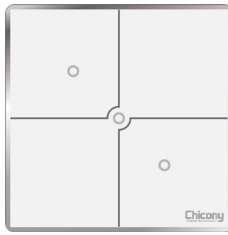



CR-SWXBSX

Touch Switch



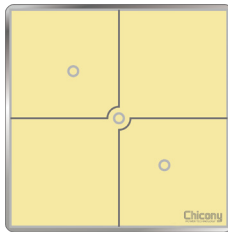
CR-SW3BSW




CR-SW4BSW




CR-SW6BSW



CR-SW3BSG



CR-SW4BSG



CR-SW6BSG

CR-SW3B/4B/6BSX is one of the simplified switch products in the CR series which is widely used in the field of intelligent lighting, smart homes, and room control. It is equipped with features of a capacitive touch button and LED background indicator. The bus touch switch with the on-site communication interface can be integrated with the intelligent master controller to form an smart lighting control system with a structured network.

Product Model Table

Model	Power	Signal input	Signal out-put	Number of buttons	Pyxos	Color	Consumption
CR-SW3BSW	P bus link power supply	Touch button	Foreground and background instructions	3	1	White	15mA@24V
CR-SW3BSG	P bus link power supply	Touch button	Foreground and background instructions	3	1	Gold	15mA@24V
CR-SW4BSW	P bus link power supply	Touch button	Foreground and background instructions	4	1	White	15mA@24V
CR-SW4BSG	P bus link power supply	Touch button	Foreground and background instructions	4	1	Gold	15mA@24V
CR-SW6BSW	P bus link power supply	Touch button	Foreground and background instructions	6	1	White	15mA@24V
CR-SW6BSG	P bus link power supply	Touch button	Foreground and background instructions	6	1	Gold	15mA@24V

Technical Parameters

No.	Item	Parameter	No.	Item	Parameter
1	Consumption	15mA@24V	5	Storage temperature and humidity	Normal temperature and 0%-95%RH without condensation
2	Power	P bus link power supply	6	Dimensions	86mm(W) x 86mm(H) x 34mm(D)
3	Switch Input	Capacitive touch button	7	Material of cover	Glass + ABS Engineering plastic
4	Operating temperature	-10 to 50 °C	8	Installation method	86 box mounting

Installation Description

Please follow the instructions defining the terminal block pins on the equipment cover for wiring. The definition of the terminal block pins is shown in the following table. Please disconnect the circuit to prevent electric shock before wiring. Check whether the power supply is within the range of the required voltage before supplying the power for the equipment. The power supply shall not exceed this range, otherwise the module may burn. The installation and placement of the touch switch shall avoid direct exposure of sunlight and be protected against moisture and rain.

CR-SW3B/4B/6BSX Wiring Pin Definition Table

Name	Marking	Description
PBUS	24VAC/DC	Pyxos bus port

Dimensions and Wiring Diagram

